



Read2Learn

An Early Literacy Curriculum

The Little Mouse, the
Red Ripe Strawberry
and the Big Hungry Bear

Read2Learn

Created by Reach for the Stars

Welcome

No Part of this book may be reproduced in any manner
without written permission of the publisher.

The activities included in Read2Learn — is An Early Literacy Curriculum for Multiage Groups and is designed to be used with older Infants through six years of age under the direct supervision of a qualified child care professional, early childhood instructor, or parent.



Copyright © 'Reach for the Stars' 2003-2007 All Rights Reserved

Refer all inquiries to

Robyn Birge & Pam Ball

Information: info@reachforthe-stars.com

Support: support@reachforthe-stars.com

Read2Learn


www.reachforthe-stars.com

Copyright © 2003-2007 'Reach for the Stars' ALL RIGHTS RESERVED



The Little Mouse, the Red Ripe Strawberry and the
Big Hungry Bear

Family Newsletter	4
Book Introduction	5
Materials	6
Lessons	7 - 14
Enrichments	15 - 39
Ordering Information	40
Thank You	41



Dear Parents,

Welcome to another fun and exciting year of discovery. This year's program I have chosen to use is designed by Reach for the Stars. It is their NEW Early Literacy Curriculum - Read2Learn. The creators believe that all children need to be given the tools to succeed! They feel strongly that children learn from lots of life experiences, their general knowledge of the world and by doing rather than being told to do. I am implementing Reach for the Stars Read2Learn early literacy curriculum this year to help each child in my group learn and develop the skills necessary for success in preschool, kindergarten and later in life.


This curriculum is open-ended and accommodates children's interests at different levels. They have expanded their program to include infants and toddlers so that they too can explore and experience the themes through loving guided discoveries. Read2Learn offers twelve learning centers that help children acquire habits of observation, questioning, and listening. These Learning Centers are - Bright Beginnings, Cooperative Group-Time, Outdoor Exploration, Table-Time Learning, Music & Movement, Language & Literacy, Creative Art, Group Discovery, Math Manipulative, Dramatic Play, Blocks, and Family Partnership.

Simple activities are suggested in each of these centers. A mixture of structured and non-structured activity time is planned and children are able to experiment with all materials available to them at their own pace. An open-ended program like the one I will offer this year prepares children to realize their intellectual and creative abilities in future learning tasks.

I look forward to our continued partnership and I am dedicated to the care and education of your child(ren).

Sincerely,

This Week's Book Selection



The Little Mouse, the Red Ripe Strawberry and the Big Hungry Bear

by: Audrey Wood, Don
Wood (Illustrator)

What's a little, strawberry loving mouse going to do to keep a big, hungry, strawberry loving bear from eating his fruit? Especially when "the big, hungry Bear can smell a red, ripe strawberry a mile away..." Well, with a little clever help from the reader, this turns out to be an easy problem to solve..... Don and Audrey Wood have authored an entertaining, interactive treasure that's sure to charm and delight kids from 1 to 91. Their simple text is joyous and engaging, but this is really a story told through the marvelous illustrations. Mr Wood's bold, bright, and amusing artwork stars a most endearing little furry friend, and youngsters will love all the captivating facial expressions and wonderful, humorous detail in each two page spread. The Little Mouse, the Red Ripe Strawberry and the Big Hungry Bear is a masterpiece little ones will beg to read again and again, and a timeless classic to share with friends, family, and future generations.

The Little Mouse, the Red
Ripe Strawberry and the
Big Hungry Bear

Enrichments Included in Program

Strawberry Fact Cards, Pg. 15	Sorting, patterning, Positioning, Pg. 37 - 39
Strawberry Cutouts, Pg. 16	Certificate of Accomplishment, Pg. 40
Strawberry Camouflage Paper, Pg. 17	
Strawberry Vocabulary Cards, Pg. 18	
Strawberry Shapes - Pattern, Pg. 19	
Strawberry Seed Mats & Number Cards, Pg. 21 - 23	
My Alphabet A-Z Strawberry Cards, Pg. 24 - 30	
Bear & Mouse Tic-Tac-Toe Game, & Pieces Pg. 31 - 32	
Infant/Toddler Pictures Cards, Pg. 33 - 35	
Read n Color Strawberry Book, pg. 36	

Materials You Will Need

Portable Music	Large Sheet of Paper
Ruler	Red Paint
Tape Measure	Green Bingo Markers
Sponge Cutouts of a Bear Paw	Scissors
Brown Paint	Stapler
White Construction Paper	Green Construction Paper
Fresh Strawberries	Newspaper
Colander	Red construction paper
Teaspoons	Black Marker
1 Glass Bowl	Several Stuffed Mice
4 Empty Film Canisters	5 'Beanie' Bears
Cracker, Chocolate Milk & Lemon Juice	Plastic Strawberry
Paper Grocery Bag, per child	Laundry Basket
Markers or Crayons	
Construction Paper	
Yarn	

Below is a calendar of a sample activity plan for teaching the theme. We have designed the lessons to be introduced and taught over a period of five days or one week. We hope you enjoy this lesson plan as much as we have enjoyed developing it for you and the children you teach. We thank you for the awesome job of loving and caring for the children and investing in yourself! 'Happy Teaching'

KEY  Infants  Toddlers  Pre-K

The Little Mouse, the Red Ripe Strawberry, and the Big Hungry Bear

Monday	Tuesday	Wednesday	Thursday	Friday
<p>Morning Group - As We Read: Group Discussion</p> <p>Language - Vocabulary Word Cards</p> <p>Storytime - The Little Mouse, the Red Ripe Strawberry and the Big Hungry Bear - Read Daily</p> <p>Craft - Stuffed Strawberry</p>	<p>Math & Counting - How Big?</p> <p>Music/Movement - Mouse & the Strawberry</p> <p>Cooperative Group Time - Hidden Strawberries</p>	<p>Craft - Bear Prints</p> <p>Science - Strawberry Scents</p> <p>Opposites - Mouse In & Out</p> <p>Muscle - Bear Toss</p>	<p>Language - Strawberry Time</p> <p>Outdoor Exploration - Practice Marching</p> <p>Creative Arts - Disguise Yourself</p>	<p>Show & Tell</p> <p>Cooperative Play - Mouse & Baby</p> <p>Group Discovery - Two Halves Make a Whole</p>

If you need help or have any questions you can reach Robyn and/or Pam at info@reachforthe-stars.com
We would love to hear from you. Thank you, Robyn & Pam



Morning Group



As We Read: Group Discussion

Before reading, ask the children to look at the cover of *The Little Mouse, The Red Ripe Strawberry, and the Big Hungry Bear*. Ask them what they think the mouse is doing and what he intends to do with the big red ripe strawberry.

After reading the title of the book, ask the children to predict what they think the little mouse is thinking and what he is planning to do.

While reading the book, pause a few times giving the children the opportunity to predict the mouse's actions. This suspenseful story is filled with surprises, and you can generate discussion with the children by asking them where in the story they start to worry about the big hungry bear.

Ask the children if the big hungry bear was anywhere in the story? Explain to them that the bear was imaginary.



STRAWBERRY FACTS:

- Strawberries are the only fruit with seeds on the outside.
- The average strawberry has 200 seeds.
- Long ago, strawberries were used as a medicine for fever, throat infections, bad breath, etc.
- Strawberries are the first fruit to ripen in the spring.
- Strawberries are a member of the rose family.
- Americans eat 3.4 pounds of fresh strawberries each year.
- Over 53% of seven to nine year olds picked strawberries as their favorite fruit.
- Strawberries grow on a vine.
- The plants have a white bloom with a yellow center.

Objective

Through discovery activities children will use the thinking processes of observing, measuring, and communicating. They will also realize that sensory perceptions can stimulate emotions and feelings; and that different senses provide different information.



Bright Beginnings

Assign your helpers for the day. Choose a child to help with the calendar (Calendar Helper) another to post the weather pieces for the day (Weather Helper), A child to help serve meals (Kitchen Helper) and 1 or 2 children that can help you gather supplies for your activities, hand out awards and certificates (Activity Helpers). You will also need a couple playroom (Clean-up Helpers).

Begin your day gathering the children for Circle Time. Identify the days/weeks on the calendar, what month is it. Invite your helper to post today's date. Discuss the weather outdoors. Invite your helper to post today's weather.



THE LITTLE MOUSE THE RED RIPE STRAWBERRY AND THE BIG HUNGRY



Cooperative Group-Time



Outdoor Exploration

Hidden Strawberries

Materials:

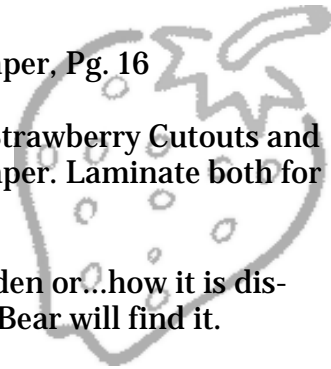
Strawberry Cutouts, Pg. 15

Strawberry Camouflage Paper, Pg. 16

Ahead of Time: Print the Strawberry Cutouts and Strawberry Camouflage Paper. Laminate both for durability.

“No matter where it is hidden or...how it is disguised...” the Big Hungry Bear will find it.

Invite the children to sit at the table with you and take cutouts of the strawberries and place them on the camouflage paper to hide the strawberries from the Big Hungry Bear.



Practice Marching!

Materials:

Portable Music

Invite the children to go outside with you and march like the mouse guarding the strawberry, play music that the children can march to. Together you and the children can pretend to march and guard the strawberry just like the Little Mouse in the story.



How Big? Math & Counting

Materials:

Ruler

Tape Measure

Explain to the children that most mice are only two or three inches long, about the length of a three year olds fingers. Show them what 3 inches is on a ruler.

Then explain to the children that an adult American black bear (a medium sized bear) can range in size from about 50 to 75 inches, showing them on the Tape Measure how big this is.

Talk to them about whether or not a small mouse could really stop this huge bear from taking the strawberry. Is it a good thing he shared the strawberry before the bear appeared?



Practice Fire Drill Today

THE LITTLE MOUSE, THE RED RIPE STRAWBERRY AND THE BIG HUNGRY BEAR

Toddlers need a chance to experience books. They want to touch the book, see great pictures, and turn the pages. They need to hear stories. Please read to them on a daily basis.



Bear Prints



TableTime4Toddlers

Materials:

Sponge Cutouts of a Bear Paw
Brown Paint
White Construction Paper

“The Bear will tromp through the forest on his big hungry feet...”

Invite the children to use the sponge cutouts of a bear paw to make tracks on a piece of paper.



Strawberry Time!

LearningTime4Toddlers

Materials:

Fresh Strawberries
Colander
Teaspoons

Demonstrate for the children how to wash strawberries under a gentle flow of tap water and placing them into a colander to drain. Invite them to help remove the caps from the strawberries by using the edge of a teaspoon.



Strawberry Scents

Silly Science4Toddlers

Materials:

Fresh Strawberries
1 Glass Bowl
4 Empty Film Canisters
Cracker, Chocolate Milk & Lemon Juice

“The big hungry bear can smell a red, ripe strawberry a mile away...”

Cut the strawberries up and place them in the bowl. Place a piece of strawberry in one film canister and then cracker crumbs, some chocolate milk, and lemon juice in the other 3 film canisters. Then invite the children to first smell the bowl of strawberries. Then to smell the film canisters to find the matching scent.

THE LITTLE MOUSE THE RED RIPE STRAWBERRY AND THE BIG HUNGRY

Baby Connection



MOUSE & BABY



Materials:

Several Stuffed Mice

Grab a few stuffed mice and sit on the floor with baby. Gently move the mice in baby's direction. Move the mice over baby's arm, leg, tummy, back. What reaction do you get?

Visual Extras for Baby

Show off

Baby's Theme Picture Cards



BEAR TOSS



Materials:

5 'Beanie' Bears

Laundry Basket

Set out laundry basket across the room. Invite your toddlers to try to toss the bears into the basket. Give each child a turn to toss all five bears.

Count with the children from 1 to 5 as they aim for the basket.

Older babies will love to show off their toss too! Have fun.

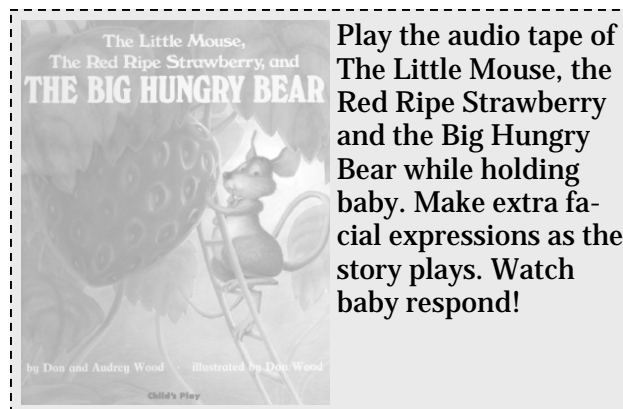


VOCABULARY WORD CARDS

Materials:

Strawberry Vocabulary Cards, Pg. 18

Print out the enclosed Strawberry Vocabulary Cards print one per child. Introduce the vocabulary word 'strawberry' to the children. Repeat the sound of the word and invite the children to say the word too.



Play the audio tape of The Little Mouse, the Red Ripe Strawberry and the Big Hungry Bear while holding baby. Make extra facial expressions as the story plays. Watch baby respond!



THEME ITEMS—IN & OUT WITH BABY



Materials:

Stuffed Mouse
'Beanie' Bear
Plastic Strawberry
Laundry Basket

Place the basket of theme items near the baby. Allow exploration. Move the items toward baby and encourage him or her to hold them toss them, put them in the basket take them back out.

MODEL placing the items in the basket and gently dumping the them out of the basket. Play in & out; in & out!

Language & Literacy



THE LITTLE MOUSE THE RED RIPE STRAWBERRY AND THE BIG HUNGRY

Music/Movement



MOUSE AND THE STRAWBERRY

Sung to: "Short'nin Bread"

Little gray mouse loves strawberry,
strawberry
Little gray mouse sees one that's ripe.
Little gray mouse loves strawberry,
strawberry
Little gray mouse has quite a fright.

Little gray mouse loves strawberry,
strawberry.
Little gray mouse gives half to me.
Little gray mouse loves strawberry,
strawberry
Little gray mouse rests dreamily.



Story Teller Note: As you read the story of *The Little Mouse, the red Ripe Strawberry and the Big hungry Bear* - ask the children to watch for the Big Hungry Bear. Where is he? Did he come? Let them tell you where he is.

Creative Arts



Disguise Yourself!

Materials:

Paper Grocery Bag, per child
Markers or Crayons
Construction Paper
Yarn

Invite the children to use their grocery bag to cut and decorate a mask that will disguise them from the big hungry bear! Assist the children in cutting holes for the eyes, nose and a mouth. Let them get creative and decorate the masks anyway they wish.

Craft Corner



Stuffed Strawberries



Materials:

Large Sheet of Paper
Red Paint
Green Bingo Markers
Scissors
Stapler
Green Construction Paper
Newspaper

Invite the children to fingerpaint the large sheet of paper with the red paint. When the paint is dry, allow them to use green Bingo Markers to add green dots to the paper.

When all paint is dry, help the children fold the paper in half with the paint to the outside. Starting at the fold line, cut a strawberry shape ... Warn them NOT to cut along the fold line. Help them staple the sides of the strawberry leaving an opening to stuff it. Cut two identical stems with leaf from green construction paper. Stuff the strawberry with newspaper and staple between the leaves and stem.

Group Discovery



Two Halves Make A Whole



Materials:

Strawberry Shapes - Pattern, Pg. 19
Red construction paper
Black Marker

Ahead of time: cut strawberry shapes out of red construction paper and write a different number on one half of the strawberry. Draw the corresponding number of seeds on the opposite side of the strawberry. Laminate and cut each strawberry in half.

Place berry halves on the table. Have the children choose one piece and then work together to create a whole berry that's number and number of seeds match.

Hand out 'What We Learned'
Group Discover Cards

THE LITTLE MOUSE THE RED RIPE STRAWBERRY AND THE BIG HUNGRY

Family Take-Alongs

Print out the following independent Early Learning Extras (ELE) - one per child.
(If you'd like, print one extra, laminate and place in your learning center) Invite the children to take ELE's home to reinforce their learning at home.

Send home one per day or all together in the child's Friday Folders.



<p>Strawberry Match Mat</p> <p>My Alphabet A - Z Strawberry Cards</p> <p>Mouse & Bear Tic-Tac-Toe Game</p> <p>My Read -n- Color Strawberry Book</p> <p>Mouse, Strawberry & Bear Sorting, Patterning, Positioning</p>
--

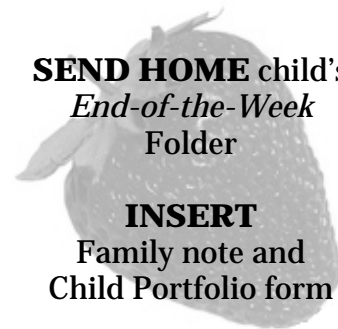
Child Portfolios

Journal or record observations for each child and place in child's portfolio. Write or record down your final notes to conclude what worked and what didn't work.

- Did the children enjoy your theme "The Little Mouse, the Red Ripe Strawberry and the Big Hungry Bear"?
- Did they work together to complete an activity?
- Did you encourage and model sharing?
- How did each child express themselves?
- Was there a need to problem-solve while working and playing together?
- Did you have to add to the program?
- Include daily assessments. Attach any notes.

SEND HOME child's
End-of-the-Week
Folder

INSERT
Family note and
Child Portfolio form



Enrichments




THE LITTLE MOUSE,
THE RED RIPE STRAWBERRY
AND THE BIG HUNGRY BEAR

STRAWBERRY FACT CARDS


STRAWBERRY FACTS:

- Strawberries are the only fruit with seeds on the outside.
- The average strawberry has 200 seeds.
- Long ago, strawberries were used as a medicine for fever, throat infections, bad breath, etc.
- Strawberries are the first fruit to ripen in the spring.
- Strawberries are a member of the rose family.
- Americans eat 3.4 pounds of fresh strawberries each year.
- Over 53% of seven to nine year olds picked strawberries as their favorite fruit.
- Strawberries grow on a vine.
- The plants have a white bloom with a yellow center.




STRAWBERRY FACTS:

- Strawberries are the only fruit with seeds on the outside.
- The average strawberry has 200 seeds.
- Long ago, strawberries were used as a medicine for fever, throat infections, bad breath, etc.
- Strawberries are the first fruit to ripen in the spring.
- Strawberries are a member of the rose family.
- Americans eat 3.4 pounds of fresh strawberries each year.
- Over 53% of seven to nine year olds picked strawberries as their favorite fruit.
- Strawberries grow on a vine.
- The plants have a white bloom with a yellow center.



STRAWBERRY CUTOUTS



STRAWBERRY CAMOUFLAGE PAPER



Strawberry




Strawberry



Strawberry



STRAWBERRY SHAPES - PATTERN



Family Partnership Take-Alongs

Strawberry Match Mat

My Alphabet A—Z Strawberry Cards

Mouse/Bear Tic-Tac-Toe Game

My Read –n– Color Strawberry Book

Mouse Sorting, Patterning, Positioning

Benefits of a Parent/Provider Partnership

When the parent-provider relationship is working at its best, there are many opportunities to add to the overall development of children and to provide family-centered services. Children benefit most when parents and providers work together to plan and provide care. In a partnership, child care providers bring their knowledge of children's educational and developmental needs and parents bring the knowledge of their children's strengths, needs, and interests.

Together, parents and providers develop goals that are best for each child within the child care setting.

Create many opportunities for parents to be involved in activities in the child care setting.

A successful parent/provider partnership is good for everyone:

- Children have support in their daily activities.
- Parents benefit when providers and staff understand and respond to their children's needs, and provide information and resources that helps them.
- Providers benefit by having the much needed input, support, and participation of parents for their program.
- Providers should asking parents for input and feedback on the program. This not only involves your families but helps you continue to offer a quality assurance program.

Print out the following independent Early Learning Extras (ELE)





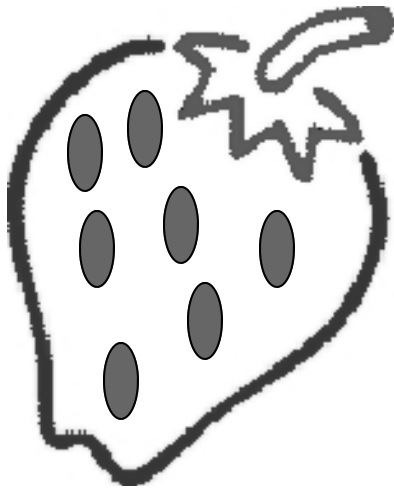
~Per child~

Let the children take learning activities home to do with mom & dad.



Strawberry Seed Mat 1-6




Strawberry Seed Mat 7 - 12




Strawberry Number Cards





My Alphabet A-Z Strawberry Cards




My Alphabet A-Z Strawberry Cards




My Alphabet A-Z Strawberry Cards






My Alphabet A-Z Strawberry Cards





My Alphabet A-Z Strawberry Cards



My Alphabet A-Z Strawberry Cards



My Alphabet A-Z Strawberry Cards



Bear & Mouse Tic-Tac-Toe Game




Bear & Mouse Tic-Tac-Toe Pieces





Little Mouse



Red Ripe Strawberry




Big Hungry Bear

Read n Color Strawberry Book

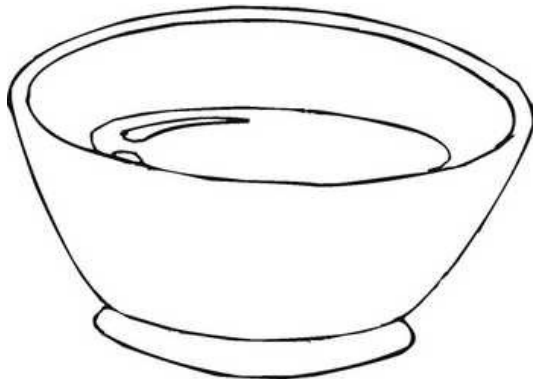
**Read –n– Color
Strawberry Book**




I can pick strawberries from the bush.



Yum! I can eat my strawberries all gone.




Count the strawberries.



Mouse Sorting-Patterning-Positioning



Strawberry Sorting-Patterning-Positioning



Bear Sorting-Patterning-Positioning



Book - Certificate of Accomplishment

Certificate of Accomplishment

**I have read & learned all about The Little
Mouse, the red Ripe Strawberry and the Big
Hungry Bear by Audrey Wood**

Child's Name

Reach for the Stars Order Form

Please mail your order form by the 5th of the month to reserve your package and delivery by the 20th of that month.

Ship to:

Name: _____ Email: _____

Street Address (or P.O. Box): _____

City/State/Zip Code: _____

Phone () _____ Business Name: _____

Item	Program	Price	Total
Monthly Curriculum	Book Curriculum 1 CD <small>(Available NOW)</small>	\$25.00	
	Book Curriculum 2 CD <small>(Coming Soon)</small>	\$25.00	
	Book Curriculum 3 CD <small>(Coming Soon)</small>	\$25.00	
	Book Curriculum 4 CD <small>(Coming Soon)</small>	\$25.00	
	Book Curriculum 5 CD <small>(Coming Soon)</small>	\$25.00	
	Book Curriculum 6 CD <small>(Coming Soon)</small>	\$25.00	
	Book Curriculum 7 CD <small>(Coming Soon)</small>	\$25.00	
	Book Curriculum 8 CD <small>(Coming Soon)</small>	\$25.00	
	Book Curriculum 9 CD <small>(Coming Soon)</small>	\$25.00	
	Book Curriculums 1 - 9 on 1 CD <small>(Coming Soon)</small>	\$150.00	
Nebraska Residents please add 6.5% sales tax to order Texas Residents please add 8.25% sales tax to order			
Total			

Payment Method: _____ Check _____ Money Order

Mail your order to:

Reach for the Stars
C/O Pam Ball
P.O. 500208
Austin, TX 78750

WEBSITE: www.reachforthe-stars.com E-MAIL info@reachforthe-stars.com



*Thank you for choosing Reach for the Stars
and we hope you enjoy it as much as we enjoyed creating it for you.*



Copyright © 'Reach for the Stars' 2003 - 2007 All Rights Reserved
Refer all inquiries to
Robyn Birge & Pam Ball
Information: info@reachforthe-stars.com
Support: support@reachforthe-stars.com